

Presidents' Day Shuffleboard Tournament
VFW POST #1051, Ripon, California
February 17-21, 2005

Saturday November 19, 2005 9:05 PM

[Eddy Brayman's Report Posted March 2, 2005](#)

[\[Computer Peas Files\]](#)

Use the Tabs and << > >> to navigate the files.

2005 California Presidents' Day Shuffleboard Tournament
February 17 to February 21, 2005

By Eddie Brayman...

AB Draw (26 teams)

1st Pat Bayless & Virgil Jones



2nd Mike Waters & Clara Kenny



3rd Rick Thomas (1) & Judy Morphis

4th Ted Curtice & John Azevedo

5th Mahlon Nobles & Lorraine Olson



6th Darrol Nelson & Linda Nobles







I partnered up with Lorraine Olson to run my first tournament back in February, 2001. Since then I have run over a dozen tournaments. For the most part, each successive tournament got easier and easier to run. This tournament was plagued by problems and mishaps, and was, by far, the most stressful of them all. Here is just a small sample of the problems we ran into...

1) At the last minute we were informed that overnight RV parking would not be available.

2) In the warm up event (A/B) after 3 columns of the chart had been run, Peas plunged into its most disastrous bug to date. The chart was wiped out. Within 15 minutes I was able to put things back together, but it was a bit scary (since we, at that point, had no backups, digitally or any other way).

3) Between Lorraine and I we had 5 printers with a worth totalling over \$10,000. As if a force from hell had

Total Purse: \$1,300	
ABC Draw (13 teams)	
1st	Mike Waters, Evie Werner, Brent McQuillan
2nd	Bill Walker, H.L. Lee, Susie Jones
3rd	Marion Bailey, Donna Cox, Bev Chaffin
Total Purse: \$4,775	
Open Doubles (20 teams)	
1st	Bill Melton & David Williams
	
2nd	Darrol Nelson & Jim Payne
	
3rd	Mike Kinney & Kenny Hawkes
4th	Mike Keevil & Michael Olson
Add to 3 Doubles (18 teams)	
1st	Bob Crum & Barbara Crum
2nd	Mike Kinney & Timi Kale
3rd	Kenny Hawkes & Jeff Posthumus
4th	Clark Kenny & Virgil Jones
Total Purse: \$15,050	
Open Singles (21 teams)	
1st	David Williams
	
2nd	Dave Keithahn
	

zapped us with a lightening bolt, suddenly, none of them would print a page. With the most state-of-the-art high-tech equipment smothering the huge front desk, we ended up hand writing sponsor sheets (luckily the copier on one of the printers was still functioning).

4) The huge screen TV that Lorraine purchased the 1st day of the tournament offered nothing more than the fuzziest of displays, making chart display impossible. We ended up printing charts but that wasn't enough to satisfy people. Ultimately we ended up copying the Peas charts to the standard wall charts.

That all said, would I say the tournament was a success? Well, money-wise, the entry+sponsor came to over \$40k (\$10k short of last year). We did finish on time. We had 86 players. The problems and stress level was much more than I could ever imagine could occur in a silly old shuffleboard tournament, so in that regard, I certainly learned quite a bit, but overall, yes, I think we had a succesful tournament. I would like to offer my sincerest thanks and apologizes to everyone that attended, and to those who didn't make it this year, you missed a doozie.

Special thanks to Lorraine Olson, Linda Nobles, and espeically, Bill Maxwell who has bailed me out 2 years in a row.

Eddie Brayman

A horizontal bar chart comparing the prize money for 3rd and 4th place finishers. The 3rd place bar is blue and represents \$30,475. The 4th place bar is green and represents \$10,225. A small box on the left lists the names of the finishers: Dudley Hutcherson for 3rd and Bill Melton for 4th. Below the bars, a green box indicates the total purse is \$6,425. At the bottom, a summary row shows the individual amounts (\$10,225 and \$30,475) and the total (\$40,700).

Place	Name	Prize Money
3rd	Dudley Hutcherson	\$30,475
4th	Bill Melton	\$10,225
Total Purse		\$6,425
Total		\$40,700

A horizontal bar chart comparing the prize money for 3rd and 4th place finishers. The 3rd place bar is blue and represents \$30,475. The 4th place bar is green and represents \$10,225. A small box on the left lists the names of the finishers: Dudley Hutcherson for 3rd and Bill Melton for 4th. Below the bars, a green box indicates the total purse is \$6,425. At the bottom, a summary row shows the individual amounts (\$10,225 and \$30,475) and the total (\$40,700).

Place	Name	Prize Money
3rd	Dudley Hutcherson	\$30,475
4th	Bill Melton	\$10,225
Total Purse		\$6,425
Total		\$40,700

A horizontal bar chart comparing the prize money for 3rd and 4th place finishers. The 3rd place bar is blue and represents \$30,475. The 4th place bar is green and represents \$10,225. A small box on the left lists the names of the finishers: Dudley Hutcherson for 3rd and Bill Melton for 4th. Below the bars, a green box indicates the total purse is \$6,425. At the bottom, a summary row shows the individual amounts (\$10,225 and \$30,475) and the total (\$40,700).

Place	Name	Prize Money
3rd	Dudley Hutcherson	\$30,475
4th	Bill Melton	\$10,225
Total Purse		\$6,425
Total		\$40,700

A horizontal bar chart comparing prize money. The y-axis lists '3rd' and '4th' place finishers. The x-axis represents prize money in dollars, with a total of \$40,700 indicated at the bottom. The bars are colored blue for 3rd place and green for 4th place.

Place	Finisher	Prize Money
3rd	Dudley Hutcherson	\$30,475
4th	Bill Melton	\$10,225
Total Purse:		\$40,700

A horizontal bar chart comparing prize money. The y-axis lists '3rd' and '4th' place finishers. The x-axis represents prize money in dollars, with a total of \$40,700 indicated at the bottom. The bars are colored blue for 3rd place and green for 4th place.

Place	Finisher	Prize Money
3rd	Dudley Hutcherson	\$30,475
4th	Bill Melton	\$10,225
Total Purse:		\$40,700

A horizontal bar chart comparing prize money. The y-axis lists '3rd' and '4th' place finishers. The x-axis represents prize money in dollars, with a total of \$40,700 indicated at the bottom. The bars are colored blue for 3rd place and green for 4th place.

Place	Finisher	Prize Money
3rd	Dudley Hutcherson	\$30,475
4th	Bill Melton	\$10,225
Total Purse:		\$40,700

A horizontal bar chart comparing prize money. The y-axis lists '3rd' and '4th' place finishers. The x-axis represents prize money in dollars, with a total of \$40,700 indicated at the bottom. The bars are colored blue for 3rd place and green for 4th place.

Place	Finisher	Prize Money
3rd	Dudley Hutcherson	\$30,475
4th	Bill Melton	\$10,225
Total Purse:		\$40,700

A horizontal bar chart comparing prize money. The y-axis lists '3rd' and '4th' place finishers. The x-axis represents prize money in dollars, with a total of \$40,700 indicated at the bottom. The bars are colored blue for 3rd place and green for 4th place.

Place	Finisher	Prize Money
3rd	Dudley Hutcherson	\$30,475
4th	Bill Melton	\$10,225
Total Purse:		\$40,700